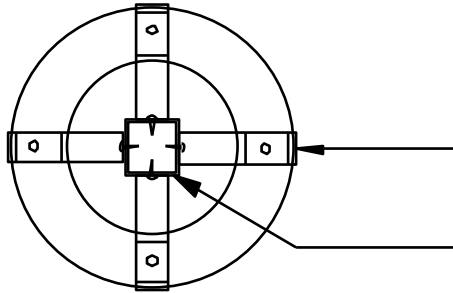




PLAN VIEW
VARIES
4 - 18" TYPICAL



SECTION
5132A CUSTOM WIDE ADJUSTABLE MOUNTING

CLIPS.

NEW OR EXISTING POST AT CENTER OF COLUMN
TRELLIS. VERIFY SIZE.

TRELLIS

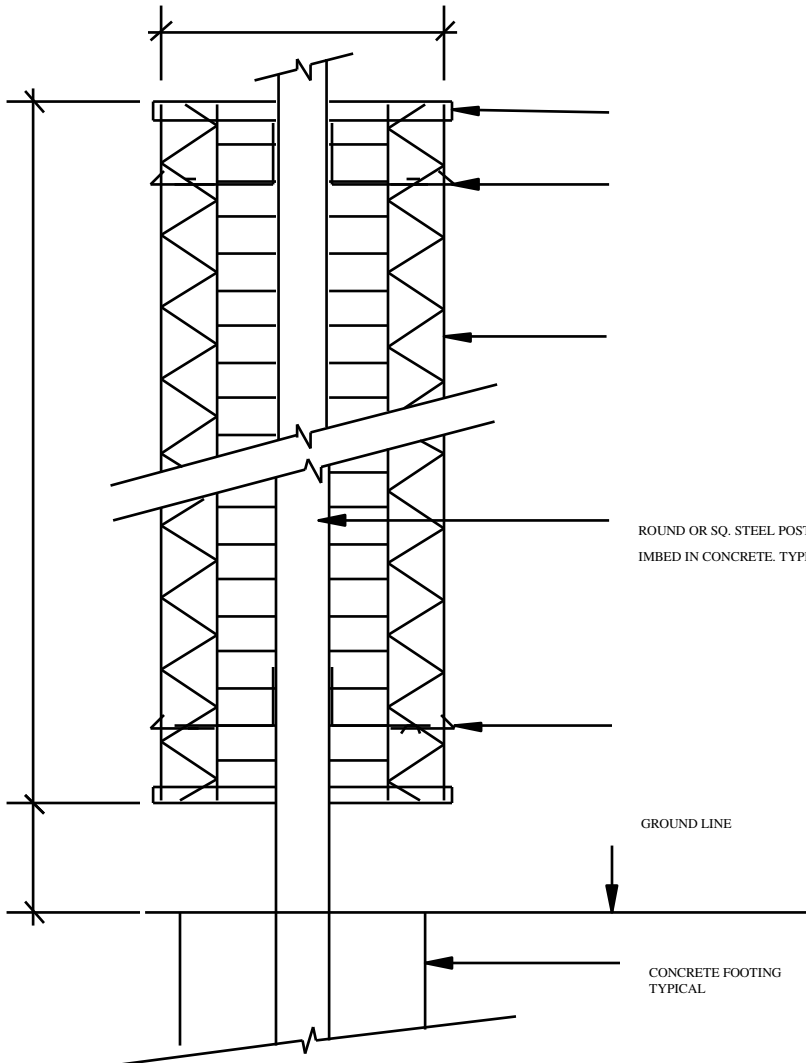
15 1/2" COLUMN TRELLIS

OPTIONAL 1" TRIM BAND @ TOP AND BOTTOM

5132A CUSTOM WIDE ADJUSTABLE MOUNTING CLIPS. MINIMUM 8 PER COLUMN TRELLIS. 4 EACH @ TOP AND BOTTOM. SCREW TO CENTER POST.

COLUMN TRELLIS HEIGHT VARIES

GREENSCREEN COLUMN

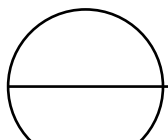


5132A CUSTOM WIDE ADJUSTABLE MOUNTING CLIPS. MINIMUM 8 PER COLUMN TRELLIS. 4 EACH @ TOP AND BOTTOM. SCREW TO CENTER POST.

ROUND OR SQ. STEEL POST IMBED IN CONCRETE. TYPICAL.

GROUND LINE

CONCRETE FOOTING TYPICAL



COLUMN MOUNTING